

## Target Performance Report - T1.3(R78)

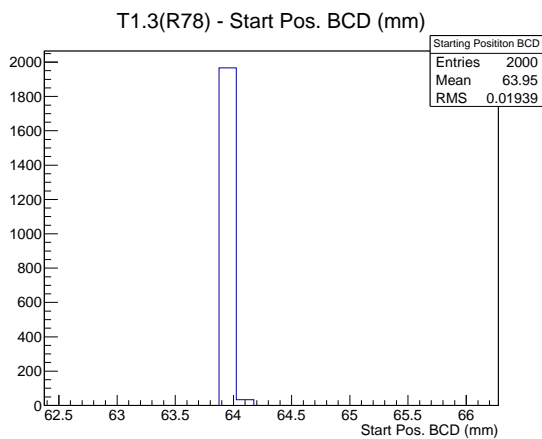
Report Generated: June 20, 2012,

Last Actuation: 20/06/12 11:44:39

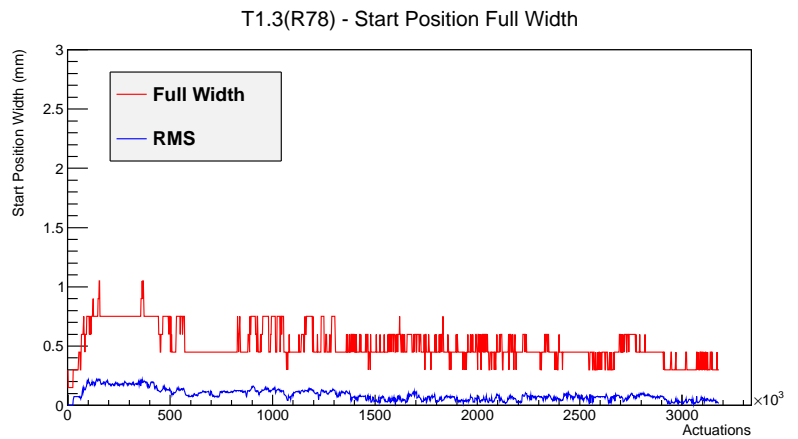
### 1 Operation Summary

|                                  | Last Shift | Total    |
|----------------------------------|------------|----------|
| Actuations:                      | 112.8K     | 3180.8 K |
| Quadrature Count errors:         | 13788      | 176158   |
| Fiber ADC errors:                | 0          | 2        |
| BPS errors (during actuation):   | 0          | 3        |
| (R78) Gaps > 3s & < 10s:         | 0          | 266      |
| (R78) Gaps > 10s:                | 2          | 112      |
| (R78) SP2 Corrections:           | 0          | 49       |
| (R78) Capture Over/Under shoots: | 0/0        | 634/634  |

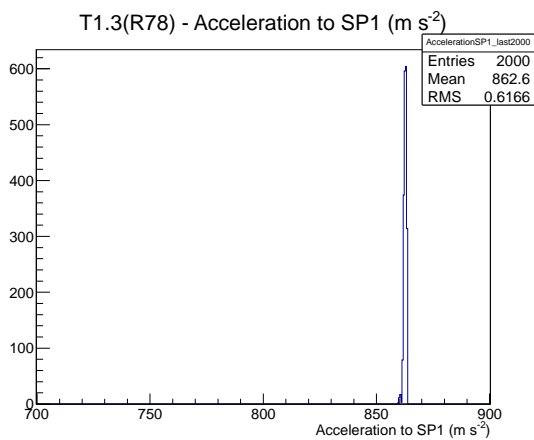
### 2 Mechanical Performance



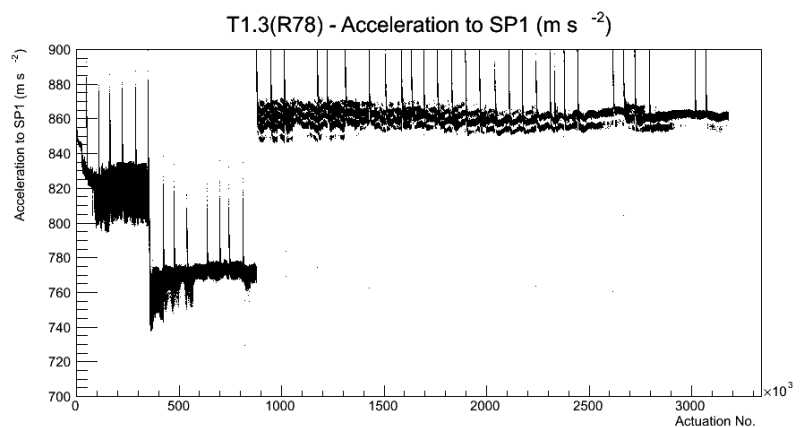
Starting position for the last 2000 actuations.



Starting position width over time.

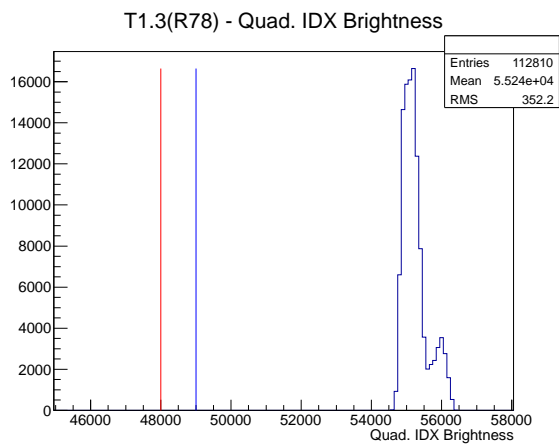
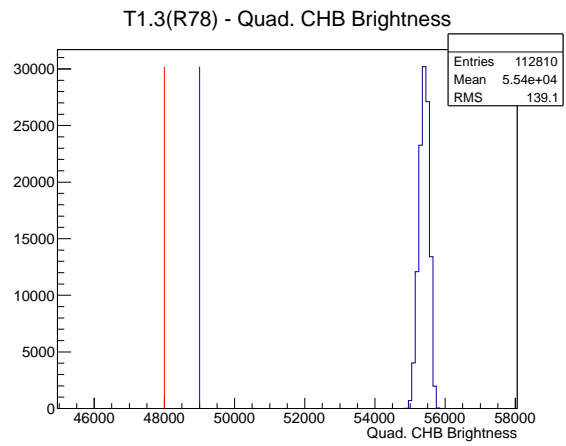
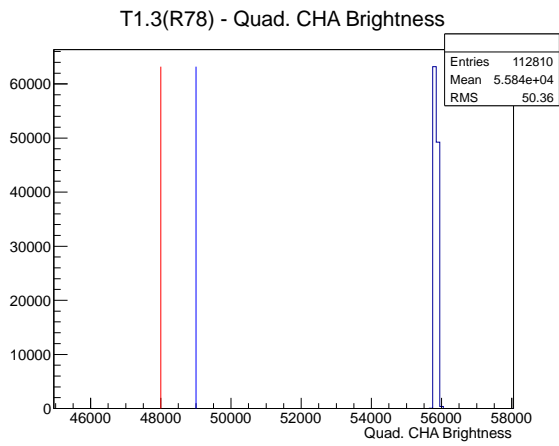


Acceleration for the last 2000 actuations.



Acceleration over time. Normalised to a temperature 72C using the temperature data collected by the system.

### 3 Optical Performance



### 4 BPS Check

