

# Target Performance Report - S3.1

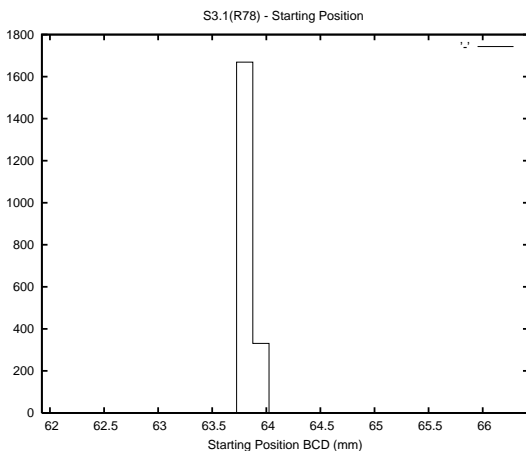
Report Generated: February 19, 2016,

Last Actuation: 19/02/16 11:01:06

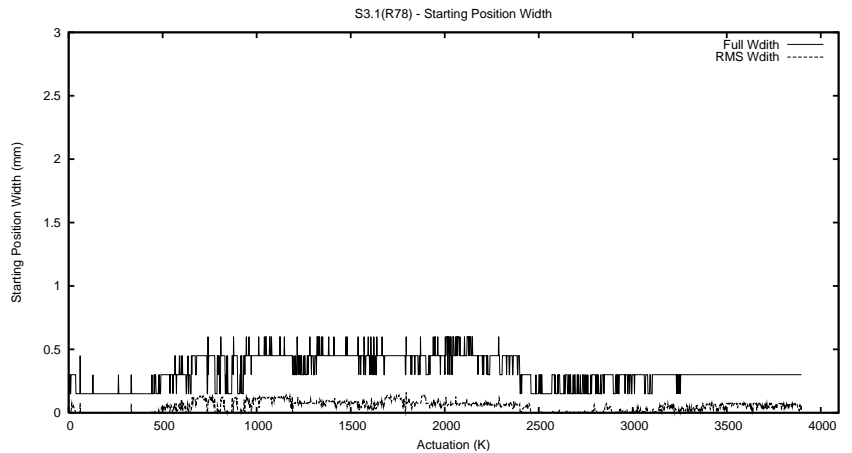
## 1 Operation Summary

|                                  | Last Shift | Total         |
|----------------------------------|------------|---------------|
| Actuations:                      | 68.2K      | 3899.7K       |
| Quadrature Count errors:         | 0          | 0             |
| Fiber ADC errors:                | 0          | 0             |
| BPS errors (during actuation):   | 0          | 0             |
| (R78) Gaps > 3s & < 10s:         | 0          | 15865         |
| (R78) Gaps > 10s:                | 2          | 1161          |
| (R78) SP2 Corrections:           | 0          | 11814         |
| (R78) Capture Over/Under shoots: | 0/0        | 121455/133586 |

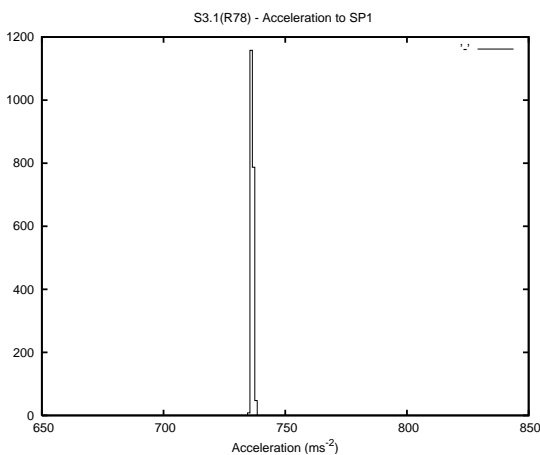
## 2 Mechanical Performance



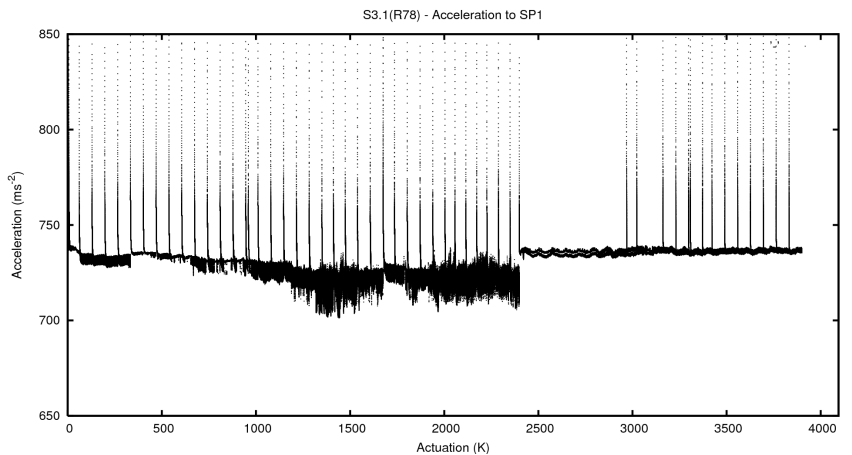
Starting position for the last 2000 actuations.



Starting position width over time.

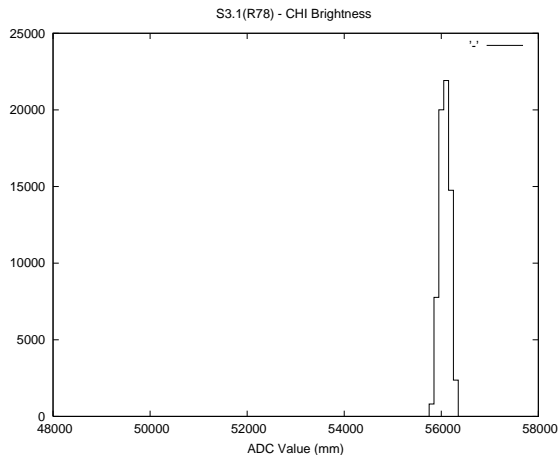
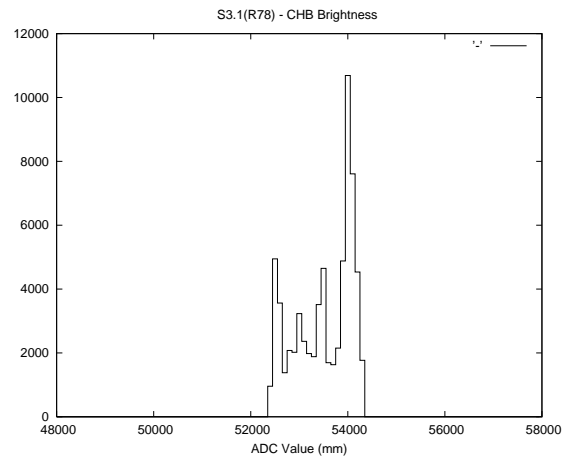
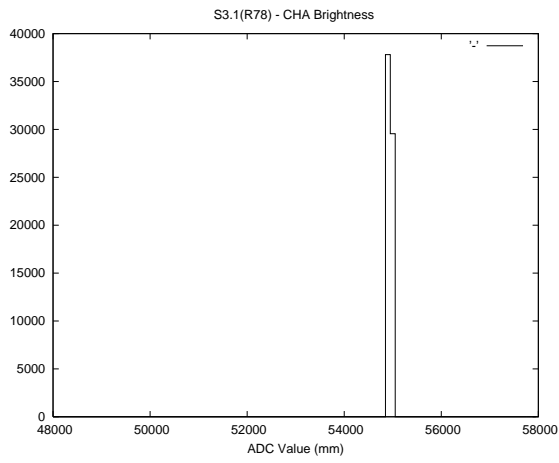


Acceleration for the last 2000 actuations.



Acceleration over time. Normalised to a temperature 45C using the temperature data collected by the system.

### 3 Optical Performance



### 4 BPS Check

