

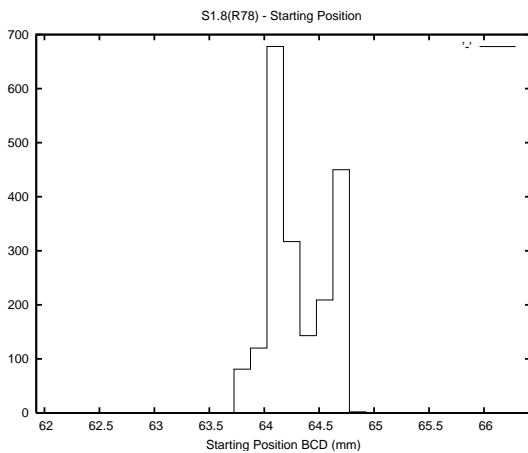
Target Performance Report - S1.8

Report Generated: July 2, 2014,
Last Actuation: 02/07/14 09:58:05

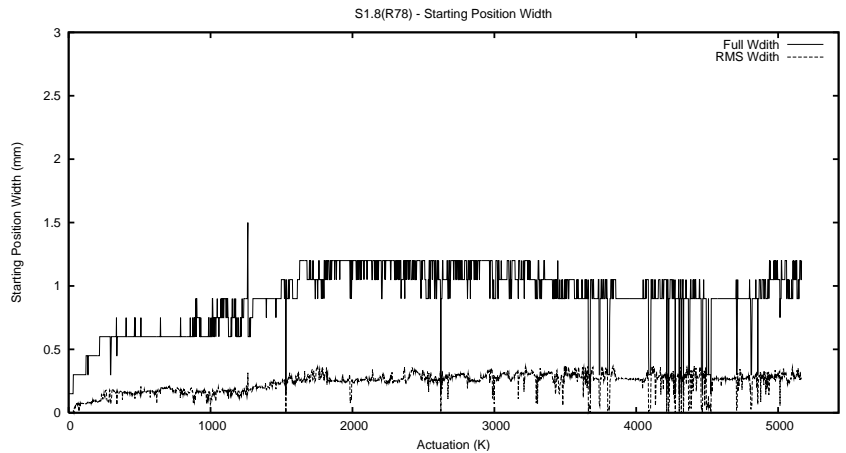
1 Operation Summary

| | Last Shift | Total |
|----------------------------------|------------|------------|
| Actuations: | 284.3K | 5167.7K |
| Quadrature Count errors: | 0 | 0 |
| Fiber ADC errors: | 0 | 1 |
| BPS errors (during actuation): | 0 | 0 |
| (R78) Gaps > 3s & < 10s: | 0 | 11 |
| (R78) Gaps > 10s: | 2 | 76 |
| (R78) SP2 Corrections: | 20 | 315 |
| (R78) Capture Over/Under shoots: | 1878/141 | 51706/2513 |

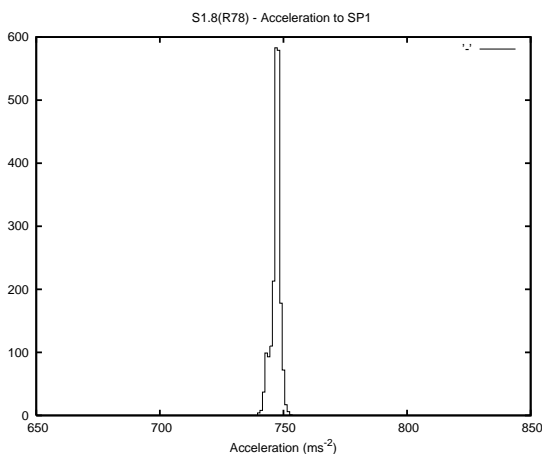
2 Mechanical Performance



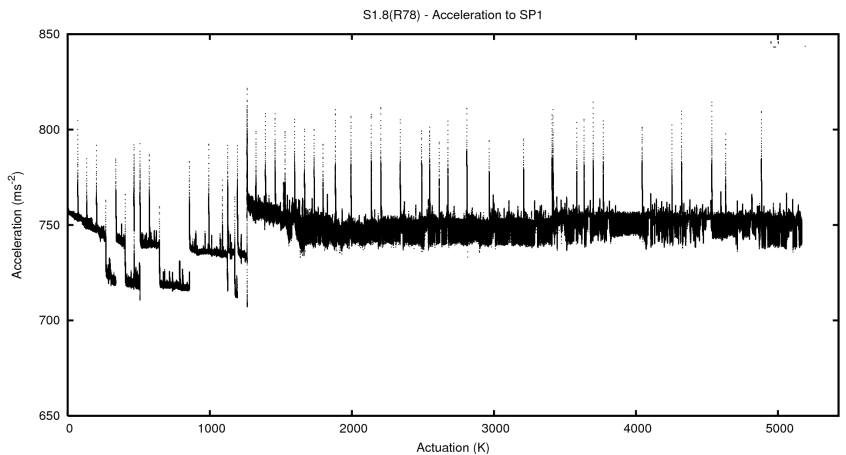
Starting position for the last 2000 actuations.



Starting position width over time.

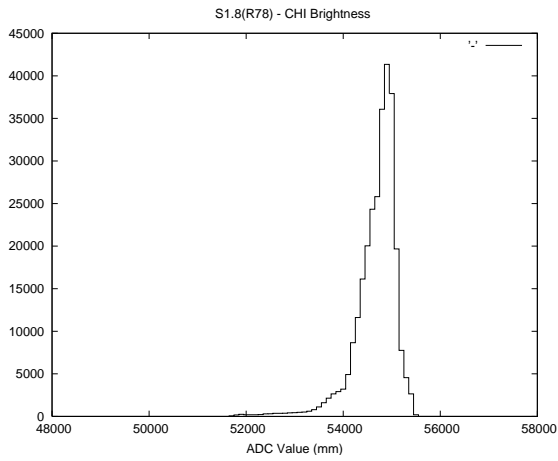
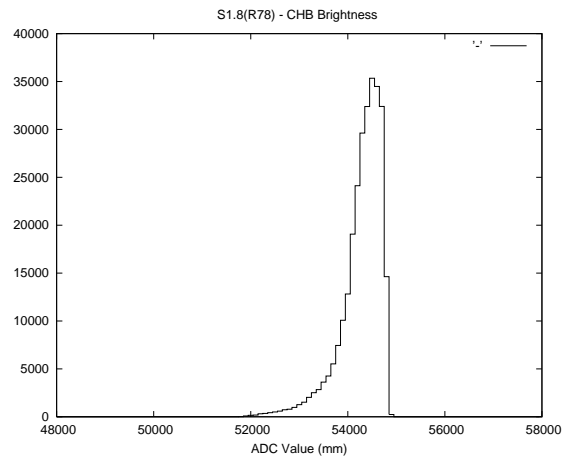
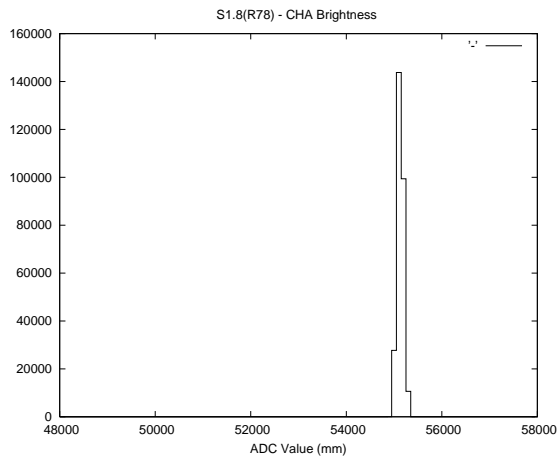


Acceleration for the last 2000 actuations.



Acceleration over time. Normalised to a temperature 45C using the temperature data collected by the system.

3 Optical Performance



4 BPS Check

